


# Really Simple Syndication

RSS is a format for syndicating news or any other content that can be broken into discreet parts. Many news sites or other content sites provide an RSS feed. The RSS feed will push content to the user. To access the RSS feed you will need an RSS reader. The user of an RSS reader will have access to that content without the need of going to multiple sites.

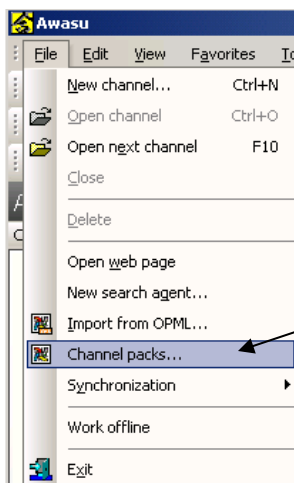
There are many RSS readers available. One of the better ones is called Awasu and is available at:  
<http://www.awasu.com/> .  
There is a free version.



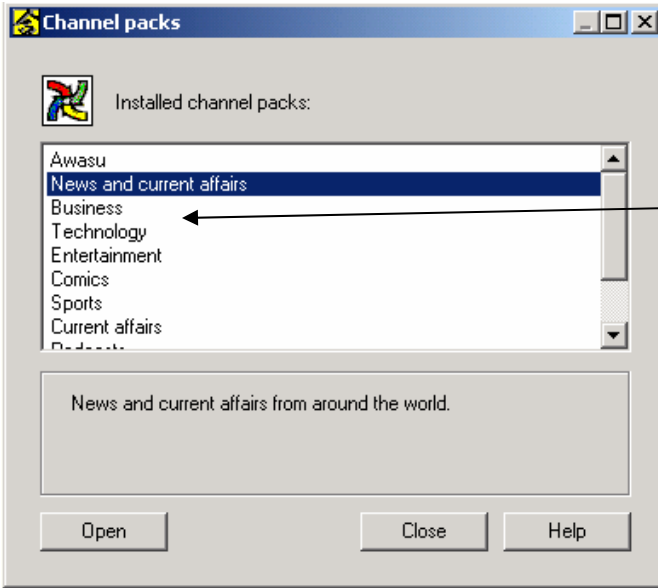
To install click download.



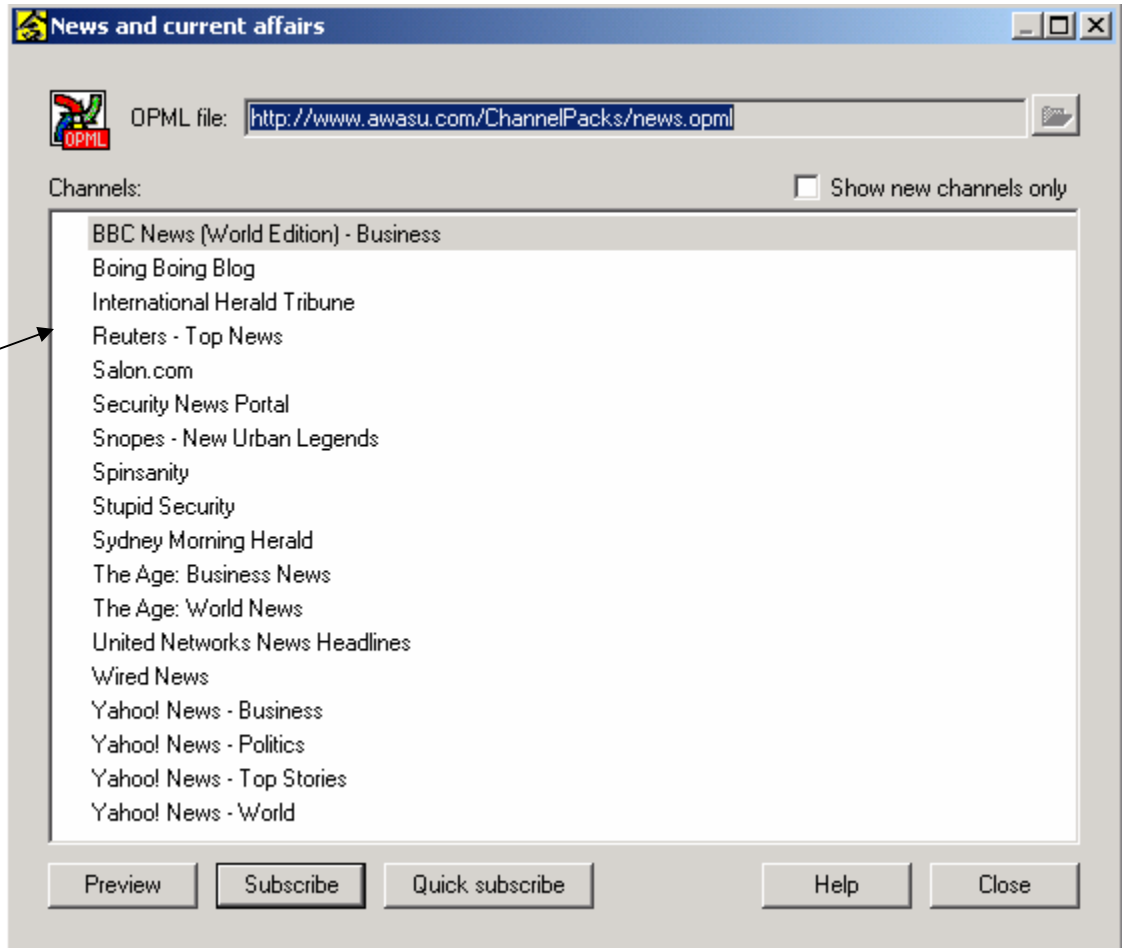
The personal edition is free. The Advanced and Professional editions have additional features but cost. But even the personal edition is fairly full featured so it is usually adequate. Scroll towards the bottom of the screen and click on Download under the Personal edition.



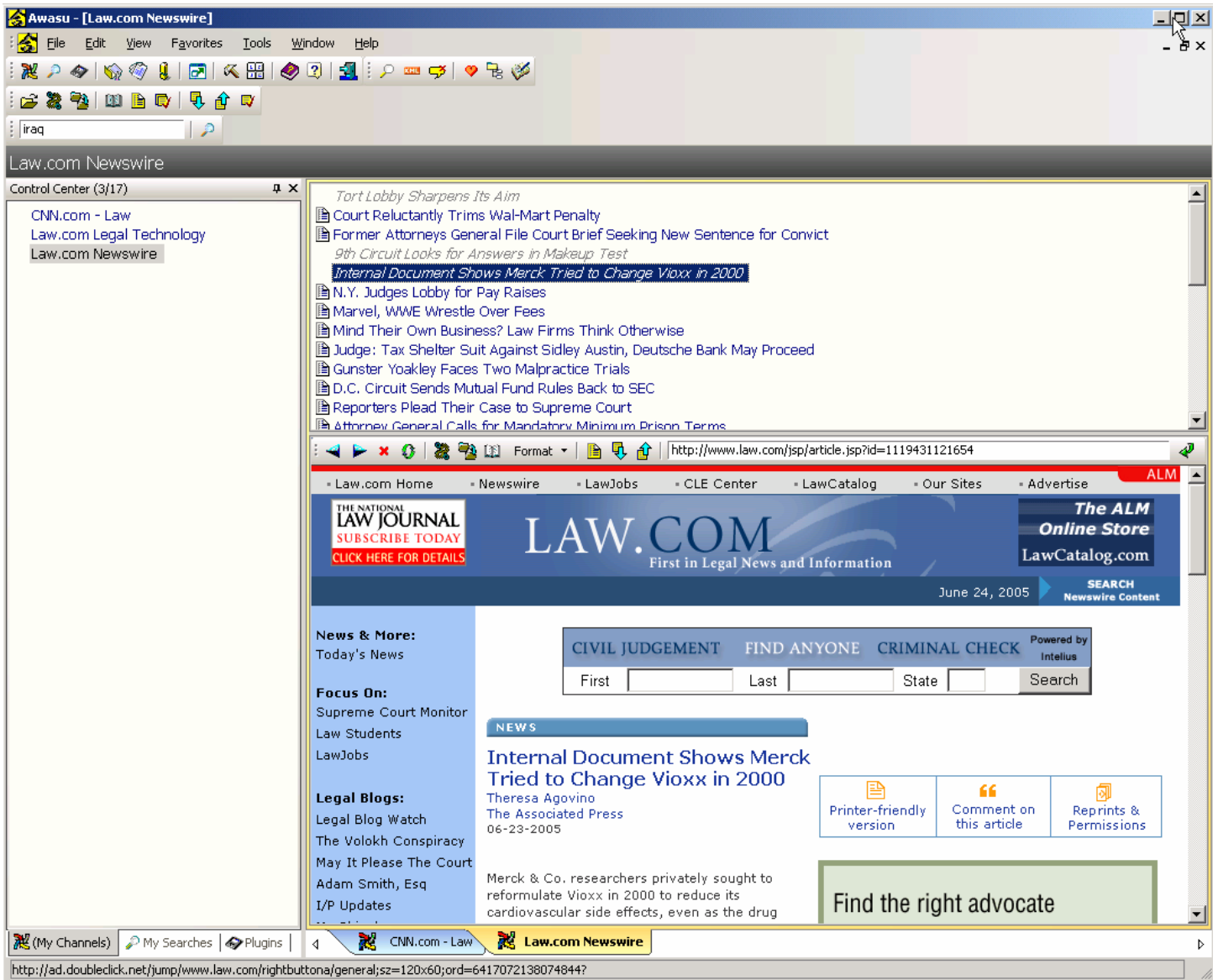
When you first install Awasu you can choose from a list of installed channel packs.



You can choose feeds from several categories.



Select the topics you want and click subscribe.



Here is a shot of the final result. The various news feeds are listed to the left, the topics from each feed show at the top right while the actually item shows at the bottom right.

There are lots of sources with RSS feeds on the Internet. Many more than are listed in the preinstalled channel packs. One way to find other RSS feeds is to do a Google search and your topic and RSS

For example:



## Blawg Republic: [HEALTH LAW NEWS](#)

The State Journal Adds **RSS** Feed. Health Care Blog Law - June 14, 2005 ... **Health Law**  
Immigration Law Insurance Law Intellectual Property Law International ...  
[www.blawgpublic.com/cat/Health-Law/2/](http://www.blawgpublic.com/cat/Health-Law/2/) - 20k - [Cached](#) - [Similar pages](#)

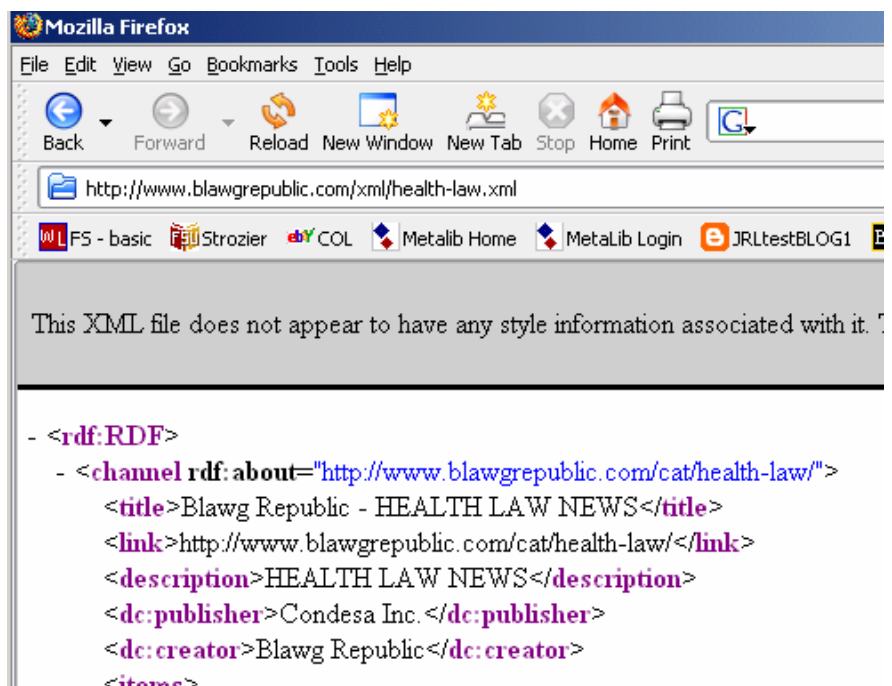
Clicking on that link will take you to a health law Blog shown to the left.

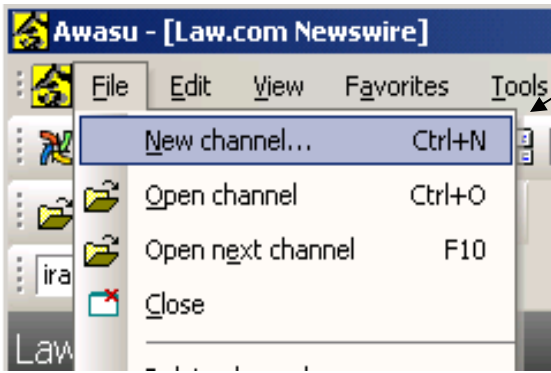
Blogs or news sites that have an RSS feed will usually have an orange box that looks one of these:

This Blog has an XML link. With Awasu opened, click on that link to subscribe.

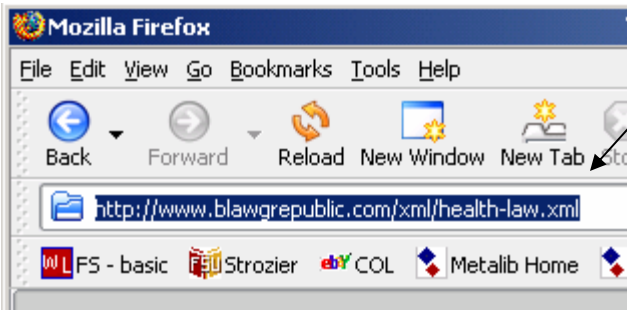


After clicking on the XML or RSS link you will go to a page with xml coding.



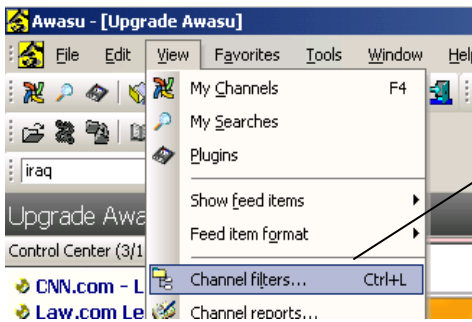


Go back to Awasu and click New channel...



Copy the URL of the RSS feed from your browser window into the address box of Awasu New Channel.

Click Next and continue as prompted. You will need to click next about six times but no other decisions are required to add this feed to Awasu.



You can group channels by topic by using Channel filters.

However, this is a limit of the free version of Awasu. It limits users to five channels filters.

