

FSU College of Law Library

Metalib Advanced Features



To use advanced features you should first login. Click on the lock shown above and enter your library card number found on you FSUCard. The library number is the smaller number that begins with a 2. Your password is the final four digits of your social security number. Make sure the institution is set to Florida State University.

Please identify yourself:

User ID:

Password:

Institution:

Once you have logged in you can group databases for searching. These are displayed under My Databases.

Identify database:

- Clipboard
- Temporary set
- Library
- Law
- General
- Newspaper
- WebLUIIS
- Humanities
- presentationdatabase
- biology
- Religion

There are several ways to search for databases. One way is to click on Find Database and do a keyword search.

QuickSearch | **Find Database** | Find e-Journal | MetaSearch | My Space

Find Database | Database List












Lutz Jr

Find Database

Titles / Locate / Category

A B C D E E G H I J K L M N O P Q R S I U V W X Y Z 123

Title: Starts with Contains Exact

InfoTrac OneFile (Gale)	  
LegalTrac (Gale)	  
Literature Resource (Gale)	  
MLA Int'l Bibliography (Gale)	 


Click the plus sign of any database you want to move to your data sets.

QuickSearch | **Find Database** | Find e-Journal | MetaSearch | My Space
 Find Database | **Database List**



You can see your complete list of selected data bases by clicking My Space and then My Databases.




QuickSearch | Find Database | Find e-Journal | MetaSearch | **My Space**
eShelf | My Databases | My e-Journals | History | Preferences

To set up your own database sets click on My Space and then click on My Databases.

From the list on the right select the databases you want to include in your set by clicking on the arrow shown here. 

As you do that the databases will appear on the left side. When you finish making your selections, click on the save icon and name your set.

Select set :   

Database Name	Type	Actions
LegalTrac (Gale)		  
Library Literature FT (Wilson)		  
Humanities Full Text (Wilson)		  
OmniFile FT Mega		  

QuickSearch | Find Database | Find e-Journal | **MetaSearch** | My Space
Search | MetaSearch Results | Previous Searches

Identify database:

- Clipboard
- Temporary set
- Library
- Law
- General
- Newspaper
- WebLUIIS
- Humanities
- presentationdatabase
- biology
- Religion
- newset
- newset 2

Once you've finished creating your database sets you can click on MetaSearch, then under Identify Database choose My Databases and select the database set you want to search.

QuickSearch | Find Database | **Find e-Journal** | MetaSearch | My Space

Find e-Journal | e-Journal List

Find e-Journal

Titles / Locate

A B C D E F G H I J K L M N O P Q R S T U V W X Y Z 123

Title: Starts with Contains Exact

There are a couple of ways to find e-journals. After clicking Find e-Journal you can search for a specific title or check off Contains and do something like a keyword search for titles.

Found 2341 e-Journals

Table View **Brief View**

J@pan, - Japanese
e-Journal Name

[J@pan, Inc](#)

[J.UCS](#)

[Jaarverslag ; annual report](#)

[Jack and Jill](#)

[Jack O'Dwyer's newsletter](#)

[The Jackson sun](#)

[The Jacksonville free press](#)

Or you can click a letter and get a list of all journals starting with that letter. Notice that the letter J brings up a list of 2341 journals.

You can also save a list of favorite e-journals by clicking on the + sign. Then click on My Space and My e-Journals to retrieve the list.

<Previous Next>	
ISSN	Actions
1345-4846	i + S
0948-695X	i + S
0370-8454	i + S
0021-3829	i + S
0047-1690	i + S

When using Metasearch you can save a search. After doing your search click on Previous Searches.

QuickSearch | Find Database | Find e-Journal | **MetaSearch** | My Space

Search | MetaSearch Results | Previous Searches

Query	Databases	Hits	Actions
Any word=(economics) AND Any word=(law)	8 Databases.	268422	+

Then click the + sign to move your search to History. Click on My Space and then click on History to retrieve a list of past searches.

QuickSearch | Find Database | Find e-Journal | MetaSearch | **My Space**

eShelf | My Databases | My e-Journals | History | Preferences

History



Query	Databases	Alert	Interval	Last Run	Actions
laches	2 Databases.				
Any word=(near enemy) AND Any word=(far enemy)	8 Databases.	NearEnemyFarEnemy	1 Days	22/06/06	
Any word=(polyheme) AND Any word=(bioethics)	8 Databases.	Polyheme	1 Days	22/06/06	
Any word=(law) AND Any word=(economics)	1 Databases.				

Also from the History page you can add Alerts to your previous searches. On the image above, clicking on the X will delete the search from your history. Clicking on the Bell will allow you to set up the Alert. The icon of the pencil tip on the two middle searches indicate that an Alert has already been setup.

Add Alerts

You have requested an alert for this search:
WRD=(law) AND WRD=(economics)

Enter an alert name of your choice: *

Enter recipient's e-mail for alert results: *

Do you want a message even if there are no new results: Yes No

Run this alert every: * Days

Select resources for alert: OmniFile FT Mega (Wilson)

*Mandatory field

When you click on the Bell you get a dialogue box that looks like this.

How to create a persistent link.

In this example using Find e-Journal, check off Contains, and search 'law economics.'



Found 14 e-Journals

Table View **Brief View**

American - World		<Previous	Next>
e-Journal Name	ISSN	Actions	
American law and economics review	1465-7252		
Antitrust law & economics review	0003-6048		
Erasmus Law and Economics Review	1824-3886		
European journal of law and economics	0929-1261		

Clicking the 'S' icon will take you to SFX where you can search a citation for full text or create a persistent link to a journal.

FLORIDA STATE UNIVERSITY LIBRARIES

Language

Source: Erasmus Law and Economics Review [1824-3886]

Basic

Full Text

Full text available via **DOAJ Directory of Open Access Journals**

Year: Volume: Issue: Start Page: **GO**

Holdings Information

Search for Other Full-Text Options in the **E-Journal Locator** **GO**

SFX does not yet connect to some available full text services.
If no full text option is listed on this menu you may want to try searching the E-Journal Locator.

Check for Holdings in **FSU Libraries' Online Catalog** **GO**

Check for Holdings in **SUL Union Catalog** **GO**

Search all State University Library Catalogs at one time. Ask a Librarian

Advanced

To create a persistent link click Advanced.

Advanced

Enhanced Citation

Download Record into **RefWorks Direct Export Tool** **GO**

For more information on creating a RefWorks Account see our Citation Management Tools FAQ.

Create **formatted citation and persistent link** **GO**

SFX provides more features under Advanced. Click on formatted citation and persistent link.

Capture Citation

[Close this Win](#)

Use this tool if you want to save this citation and URL for embedding in a course reading list or similar application.

Select the citation style of your choice and click 'Go':

Go

```
Erasmus Law and Economics Review  
http://sfx.fcla.edu:3007/fsu?sid=sfx%3Ae_collection;issn=1824-
```

The link shown here can be pasted in to email, ppt files, pdf files, etc.

There is some further massaging that can be done to this link. First of all the :3007 should be removed. That's an old port number and eventually this should be corrected in SFX. While the link usually works with it in, sometimes it can cause a problem.

To create a persistent link that will work from off campus you should add this to the URL:

<http://proxy.lib.fsu.edu/login?url=>

The entire link should look like this:

http://proxy.lib.fsu.edu/login?url=http://sfx.fcla.edu:/fsu?sid=sfx%3Ae_collection;issn=1824-3886

To create a link to a specific article use the SFX link off the College of Law Library's Research page or this:

http://www.lib.fsu.edu/sfx_info?type=article

Enter as much citation information as possible click search and then follow the same procedure as above. to create a persistent link to an article. The result should look something like this:

http://sfx.fcla.edu/fsu/citation.cgi?genre=article;__instancename=sfx_local;__baseurl=http%3A%2F%2Fsfx.fcla.edu;atitle=appraisal%20of%20collective%20dominance%20;title=Erasmus%20Law%20and%20Economics%20Review;date=2004-Nov;__year=2004;__month=Nov;__day=%2A%2A;volume=1;issue=3;spage=249;epage=;issn=;doi=;aulast=;aufirst=;auinit=;submit=Search